



REACTOR[™]

Instructions & Warranty



Welcome

REACTOR watches were conceived, designed and built to withstand the real world of sport enthusiasts. We are very proud of what we have accomplished and we are excited to welcome you to our ever-growing family.

While your REACTOR watch is built for maximum durability, it should ALWAYS be rinsed thoroughly after use in salt water.

www.reactorwatch.com



IMPORTANT!

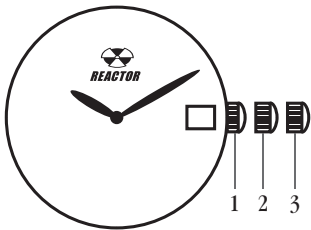
Every analog REACTOR watch is fitted with a screw-down crown to ensure maximum water resistance. However, using your watch in water with the crown unscrewed or only partially screwed down will result in leakage.

ALWAYS CHECK THAT THE CROWN IS COMPLETELY SCREWED DOWN BEFORE SUBMERGING YOUR WATCH!

www.reactorwatch.com



Time/Date Watches



Always screw down crown after setting

www.reactorwatch.com

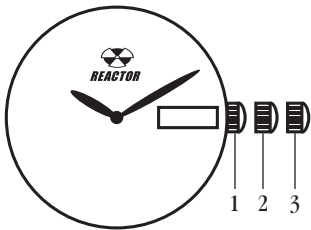


1. Unscrew crown and pull to pos. 2.
2. Turn to set date to yesterday's date.
3. Pull crown out to pos. 3.
4. Turn crown clockwise until date changes to today. The watch is now in AM mode. To set a PM time, advance time past 12 o'clock, then set time. This will ensure that the date changes at midnight and not noon.

www.reactorwatch.com



Time/Day/Date Watches



Always screw down crown after setting

www.reactorwatch.com

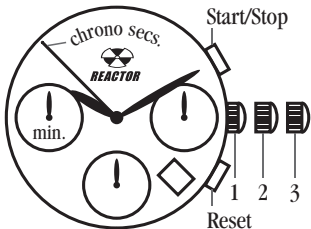


1. Unscrew crown and pull to pos. 2.
2. Turn clockwise to set to yesterday's day name, then turn counter-clockwise to set to yesterday's date.
3. Pull crown out to pos. 3.
4. Turn crown clockwise until day & date change to today. The watch is now in AM mode. To set a PM time, advance time past 12 o'clock, then set time. This will ensure that the date changes at midnight and not noon.

www.reactorwatch.com



Chronographs



Always screw down crown after setting

www.reactorwatch.com



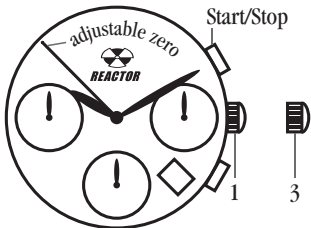
1. Set date and time as described in the “Time/Date Watch” section.
2. The Chrono stopwatch uses the large second hand and the “eye” at 9 o’clock to track elapsed time. Start and/or stop the chrono by pressing the Start/Stop button. Reset to zero by pressing the Reset button.

Note that seconds of normal time are tracked by the “eye” at 6 o’clock.

www.reactorwatch.com



Chronographs cont'd



Always screw down crown after setting

www.reactorwatch.com



If your chronograph does not reset to 12 o'clock, or if you wish to have it reset to another time, perform the following:

1. If needed, stop and reset the chrono.
2. Unscrew crown and pull to pos. 3.
3. Press the Start/Stop button repeatedly until the desired zero point is reached.

The chrono will now reset to this point when the Reset button is depressed.

Screw down the crown after setting.

www.reactorwatch.com



Rotating Bezel

If your REACTOR watch is equipped with a rotating bezel, it can be used to measure elapsed time. Rotate the bezel counter-clockwise until the zero mark is aligned with the minute hand of the watch. As the minute hand moves, you will easily be able to track elapsed time.

Be sure to thoroughly rinse the bezel mechanism after use in salt water.

www.reactorwatch.com



Band Adjustment & Care

If your REACTOR watch is equipped with a metal band, the clasp is adjustable for minor sizing changes. Depress the spring pin in the clasp with a small object and move the pin to a different hole.

If your metal band needs a major size adjustment, there are four removable links on the band, and two extra links included with the watch. Links should be added or removed only by a jeweler.

www.reactorwatch.com



Warranty

Our warranty is simple and straight forward: if anything goes wrong with your REACTOR watch in the first two years of ownership, we will either repair or replace it at our expense.

Here's the “not so small print”:
Broken crystals, dead batteries, abuse, and normal wear and tear are not considered manufacturing defects and are not covered by our warranty.

www.reactorwatch.com



Service

If your watch needs service, return it to:

Reactor Service

5312 Derry Ave., Suite B

Agoura Hills, CA 91301

Include a note explaining the problem, a copy of your sales receipt, phone number, e-mail address, and return mailing address. Our service center is committed to returning your watch in 7-10 working days.

www.reactorwatch.com



REACTOR

REACTOR Watches Agoura Hills, CA
800-291-6600 www.reactorwatch.com